曲院风荷

Lotus Swaying in the Breeze at Qu Yuan



Ten Scenes of West Lake
Hangzhou, China

Presented by AREX Biosciences to ECP2026

AREX Biosciences Optimal × Autostainer-Agnostic

Scan for more

CD5

ARB6632

CD5 Rabbit Monoclonal Antibody(ARB842)

Optimal

Autostainer-Agnostic. Across the AREXBs, AREXDs and AREXRs series, AREX antibodies are developed to support broad applicability across commonly used automated IHC staining systems, including Leica Bond, Dako and Roche systems. They are not positioned as system-exclusive products, but as high-quality antibody raw materials built for flexible adoption across different staining workflows.

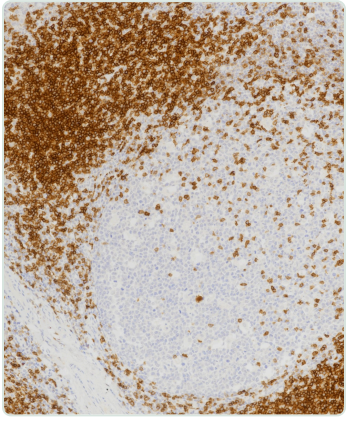

AREXBs Tonsil

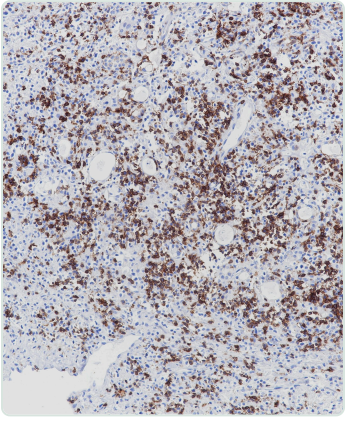

AREXDs T-cell lymphoma

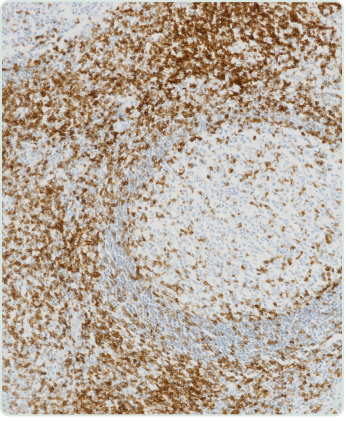

AREXRs Tonsil